

Eleva

by Haelvoet



HAEVOET NV **BELGIUM**
L. BEKAERTSTRAAT 8, 8770 INGELMUNSTER
T +32 (0) 51 48 66 95 F +32 (0) 51 48 73 19
INFO@HAEVOET.BE WWW.HAEVOET.BE


HAEVOET S.A.R.L. **FRANCE**
AVENUE VAN PELT 12, 62300 LENS
T +33 (0) 3 21 70 63 71 F + 33 (0) 3 21 76 62 67
INFO@HAEVOET.FR WWW.HAEVOET.FR

HAEVOET S.R.L. **ROMANIA**
PARCUL INDUSTRIAL 1, 455200 JIBOU, SALAJ
T +40 (0) 260 64 22 33 F +40 (0) 260 64 22 55
INFO@HAEVOET.RO WWW.HAEVOET.RO

HAEVOET BV **THE NETHERLANDS**
SCHIMMINCK 1, 5301 KR ZALTBOMMEL
T +31 (0) 88 599 05 99 F +31 (0) 88 599 05 00
INFO@HAEVOET.NL WWW.HAEVOET.NL

HAEVOET SA **SWITZERLAND**
ROUTE DE LA PLAINE 45, 1580 AVENCHES
T +41 (0) 26 675 46 86 F +41 (0) 21 560 46 46
INFO@HAEVOET.CH WWW.HAEVOET.CH

WE CREATE FURNITURE TO HEAL, TO CARE & TO MEET



Eleva

examination and treatment table



Haelvoet nv
Edition 2015
Haelvoet reserves the right to modify the product.
Small colour deviations are possible.

001	Sideguards (*) • Safety has no price The Atmosphere sideguards protect the patient over 2/3 of the examination table.
002	Operating lever • Within reach The backrest can be easily adjusted up to $\pm 85^\circ$ by means of a gas spring. An optional electric backrest adjustment is possible with the dual foot switch (*).
003	Patient platform • A wide variety The standard one-section examination table is upholstered and equipped with fire-retardant foam. Two- and three-section examination tables with adjustable backrests (*) and/or adjustable headrest (*) are optionally available.
004	Headrest (*) • Comfort first The model with an adjustable headrest can be equipped with an optional cutout for the nose. This cutout can be filled with an upholstered plug made of fire-retardant foam.
005	DIN fixation rail (*) • Optimal care A chromium-plated DIN fixation rail makes it possible to install accessories on both sides of the examination table.
006	DIN rail connector (*) • Easy to install The different accessories can be attached to the DIN fixation rail by means of a fastener.
007	Hidden castors (*) • Hidden functionality Appropriately designed synthetic cover caps for the castors $\varnothing 50$ mm contribute to the taut and maintenance-friendly design of the examination table.
008	High/low system • Highly stable The high/low scissor system guarantees a highly stable examination table at all heights. The height variation of 50 - 105 cm makes it easier to examine or to treat.
009	High/low foot switch • Easy to operate The electric high/low adjustment is activated by means of a loose foot switch that can be put freely on the floor. Thanks to this handsfree system, the height of the lying surface that is needed can be adjusted quickly.
010	Brake pedal (*) • Within easy reach Twin castors that are braked per 2 make it easier to move and use the Eleva examination table.
011	Stainless steel kickplate (*) • No more wear A stainless steel kickplate can be installed on the foot of the carriage.
012	Paper roll holder (*) • Easy to grab The paper roll holder can be installed on both the head and the foot of the examination table. (only on the head side for the Eleva fixed height examination table)
013	Removable tray (*) • Multifunctional A removable tray with both a deep and a flat side is installed under the seat support.
014	Seat support (*) • Flexibility The seat support can be manually adjusted by means of a telescopic adjust.

* option for the Eleva examination table

Efficient in use

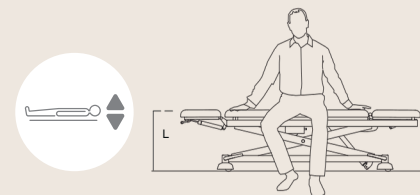
The multi-purpose Eleva examination table has been designed to examine, to diagnose, and to treat the patient accurately and efficiently. Numerous possibilities and accessories make the work of the nursing staff easier, whereas the patient's comfort is increased.



001 Dual foot switch (*) to activate the high/low system and backrest adjustment.

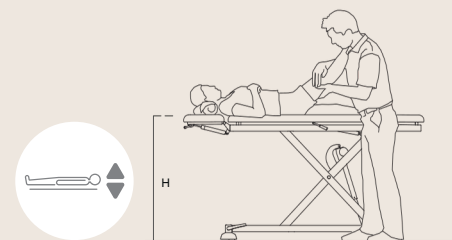
• Operations

The examination table is very easy to operate and can be put in its desired position in no time.



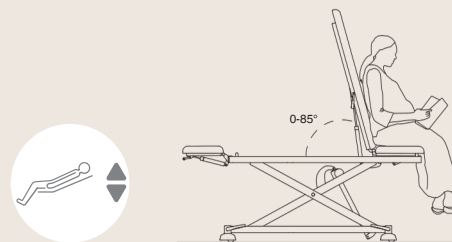
Low or "easy access" position

The low position of 50 cm makes the patient's access smooth and safe.



High position

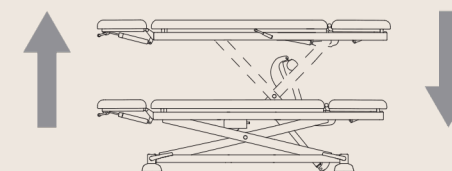
The highest position of the examination table is 105 cm. The patient can be examined and treated without straining your back.



Seat position

The 2- and 3-section table is equipped with a handle on the backrest that is very easy to reach. With this handle a comfortable seating position can be obtained for the patient. An electric adjustment of the backrest by means of a dual foot switch is optionally available (*).

• Height adjustment



Absolute vertical height adjustment

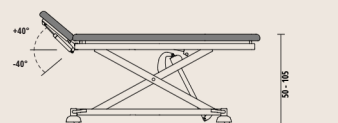
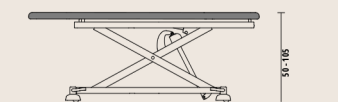
When adjusting the height of the Eleva examination table, the table goes straight up or down without any horizontal deviation. The space around the examination table remains free and there's no risk of obstruction or wall damage.

Functional design

Ample attention has been paid to efficient care during the development of the Eleva examination table. The high/low system increases both the nurse's and patient's ergonomics, whereas the high/low pedal makes it possible to operate the table handsfree. Furthermore, the patient can be reached on all sides of the examination table. A wide range of Eleva examination tables is at your disposal.

• 1 section

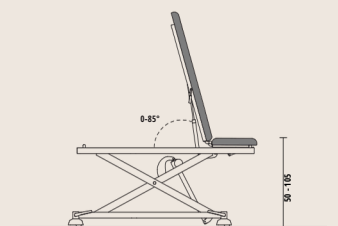
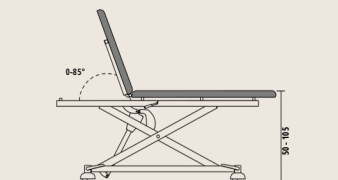
The Eleva basic version is equipped with a **1-section patient platform**. This version of the Eleva examination table is recommended for rehabilitation exercises that require a stable and large surface.



• 2 sections

A 2-section patient platform with headrest or backrest adjustment* (gas spring or electrically) makes it possible to examine and treat the patient in a lying or seating position.

- 2-section patient platform with **adjustable headrest** and long lying surface (total length: 190 cm).
- 2-section patient platform with **short backrest** and long lying surface (total length: 200 cm).
- 2-section patient platform with **long backrest** and short seat (total length: 160 cm).

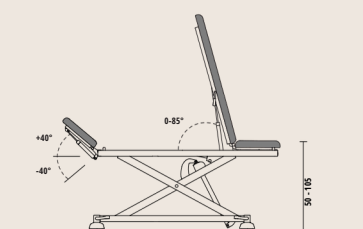
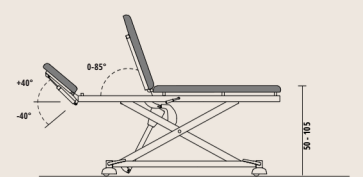


With a number of accessories, the 2-section examination table with long backrest can be transformed into a complete gynaecological table (read more p. 8).

• 3 sections

The 3-section patient platform with backrest adjustment* (gas spring or electrically) and adjustable headrest* (gas spring) offers maximum patient comfort and is suited for a wide range of applications.

- 3-section patient platform with headrest, **short backrest** and long lying surface (total length: 208 cm).
- 3-section patient platform with headrest, **long backrest** and short seat (total length: 190 cm).

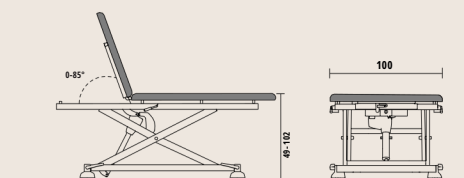


With a number of accessories, the 3-section examination table with long backrest can be transformed into a complete gynaecological table (read more p. 8).

• Bariatric version

The Eleva Bariatric is equipped with a **broadened patient platform** (100 cm) and has an **increased lifting power** (safe working load: 350 kg).

- standard 2-section patient platform with short backrest, optional 3-section patient platform with short backrest.
- standard electric backrest adjustment.
- patient platform with visco-elastic foam (*), thickness 6 cm.





Mobile and safe

The optional twin castors (braked per 2) make it easier to use and move the Eleva examination table.

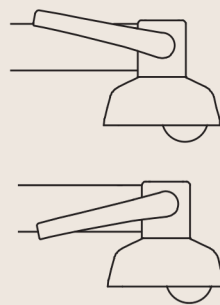


002 The brake pedal (*) activates the 2 front castors or the castors at the back and can be put in 2 positions. The standard colour of the carriage is RAL 7035.

003 Eleva 3-section examination table with headrest and long backrest, stool with airlift and medical trolley.

• Brake pedal

Each corner of the examination table is equipped with a **brake pedal (*)**. The pedal activates the 2 castors in the front or at the back, and can be put in 2 positions.



2 unbraked castors

This position makes it possible to move the examination table in all possible directions.

2 braked castors

• Eleva fixed height

The Eleva examination and treatment table with a fixed height can be equipped with sideguards, IV rod, DIN rail, electric backrest adjustment,... With the exception of the high/low system, it is possible to have the same functionality as the Eleva high/low version.



• Sideguards

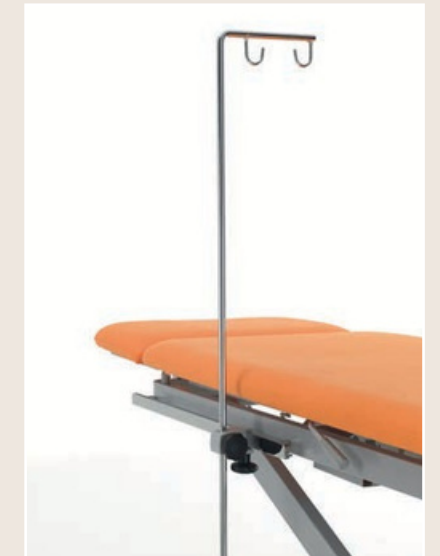
The Atmosphere sideguards (*) offer additional protection. The sideguards can be lowered quickly and easily.

• IV rod

The **IV rod (*)** can be installed at the head and/or foot end of the examination table. It can be tightened by means of a locking mechanism. The IV rod is equipped with 2 IV hooks.

• Headrest

The adjustable headrest (*) can be inclined between -40° and $+40^{\circ}$ by means of a gas spring. The headrest can be optionally equipped with a cutout for the nose (*).



• Removable tray

A **removable tray (*)** can be found under the seat support. This tray has both a deep and a flat side.

In case this is requested, a kidney dish can be put in the deep side of this tray.



• Stainless steel kickplate

The carriage can be subject to wear when it is used as a foot support. To avoid this wear, a **stainless steel kickplate (*)** can be installed on the foot end of the carriage.



* option for Eleva examination table


* option for Eleva examination table

Gynaecological version

The Eleva examination table is also available as a gynaecological version. The following indispensable accessories are standard provided on the gynaecological version of the Eleva examination table:

- knee- or legrests (connector included)
- removable tray
- DIN fixation rail at the foot end

These simple, user-friendly and innovative solutions shorten the examination time for both the doctor and the patient. The well-thought-out design of the examination table makes it possible for gynaecologists to work undisturbed. The patient can be examined on each side. Thanks to the dual foot switch (*), both the height and the backrest adjustment can be activated with a single footstep. By doing so, the hands remain free to further help the patient.



004 and 005 The kneerests (*) and legrests (*) are attached to the DIN rail (*) and make the gynaecological version of the examination table complete.

006 Removable synthetic tray (*).

007 DIN fixation rail (*) at the foot end.



* option for Eleva examination table
standard on the gynaecological version

Accessories

The accessories can be connected with the existing cases and accessory holders. Haelvoet makes sure that the accessories are at least as good as our examination tables, so that you can always have absolute certainty that your product has the best quality.

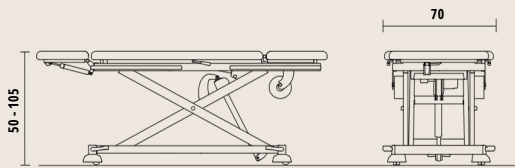
001	DIN rail connector**	006	Armrests
	The DIN rail connector is a fastening mechanism to mount accessories such as armrests (*), IV rod,... on the DIN rail (*).		Armrests can be installed on both sides of the examination table. The armrests are attached to the DIN rail (*) by means of a fastening mechanism, and can be easily adjusted.
002	IV rod	007	Paper roll holder
	An IV rod with 2 hooks can be installed at the head and/or foot end, and has to be tightened to the DIN rail (*) by means of a locking mechanism.		A paper roll holder can be installed on both the head and foot end of the examination table. As for the Eleva table with a fixed height, this is only possible at the head.
003	Lumbar support cushion	008	Kneerests**
	The lumbar support cushion can be attached to the patient platform and offers additional support and comfort to the patient.		The kneerests are standard provided on the gynaecological version of the Eleva examination table. The accessories can be attached to both sides of the DIN rail (*) by means of a fastening mechanism.
004	Neck cushion	009	Legrests**
	The neck cushion can be attached to the headrest and offers additional support and comfort to the patient.		The legrests are standard provided on the gynaecological version of the Eleva examination table. The accessories can be attached to both sides of the DIN rail (*) by means of a fastening mechanism.
005	Examination lamp	010	Removable tray**
	An examination lamp with flexible gooseneck arm provides an additional light source. The lamp can be attached on the DIN rail (*) by means of the DIN rail connector.		A removable synthetic tray is available on the Eleva two- and three-section examination table with long backrest.

* option for Eleva examination table
** standard on the gynaecological version

Eleva examination table

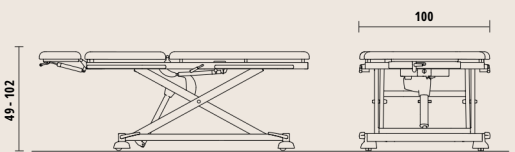
Summary

• High/low examination table



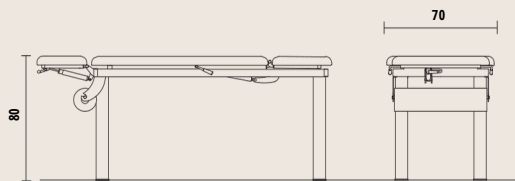
- width: 70 cm, length: depends on the type of patient platform
- height variation of the patient platform: ± 50 cm - ± 105 cm
- time of the height adjustment: ± 25 sec.
- clearance height: 7,5 cm
- safe working load: 200 kg
- weight (without accessories): 74 kg

• High/low bariatric examination table

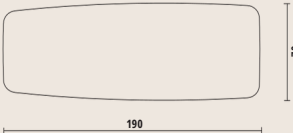
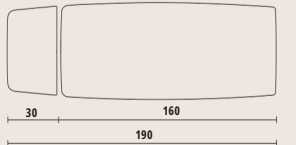

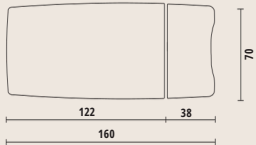
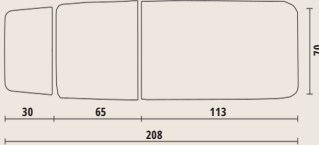
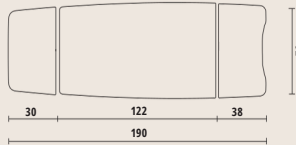


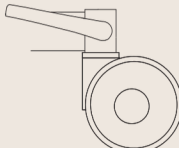
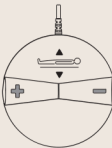

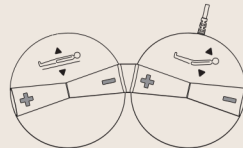

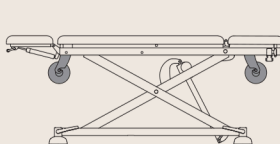
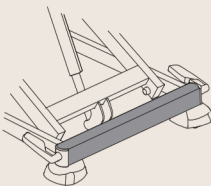
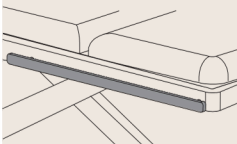
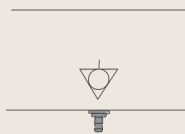
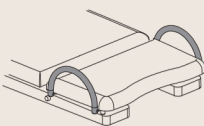


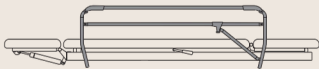
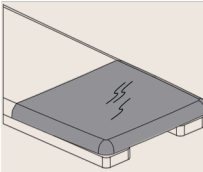

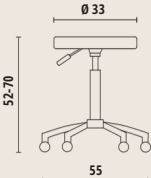
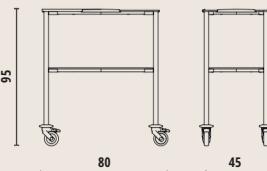
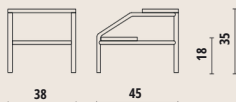




- width: 100 cm, length: depends on the type of patient platform
- height variation of the patient platform: ± 49 cm - ± 102 cm
- time of the height adjustment: ± 25 sec.
- clearance height: min. 7,5 cm
- safe working load: 350 kg
- weight (without accessories): 80 kg

• Examination table fixed height



- width: 70 cm, length: depends on the type of patient platform
- fixed height of the patient platform: 80 cm
- safe working load: 250 kg
- weight (without accessories): 50 kg

	Standard Eleva	Options Eleva examination table						
PATIENT PLATFORM	 <ul style="list-style-type: none">• 1 section	 <ul style="list-style-type: none">• 2 sections with headrest adjustment	 <ul style="list-style-type: none">• 2 sections with short backrest	 <ul style="list-style-type: none">• 2 sections with long backrest	 <ul style="list-style-type: none">• 3 sections with short backrest	 <ul style="list-style-type: none">• 3 sections with long backrest		
CASTORS	 <ul style="list-style-type: none">• Fixed legs with synthetic cover caps*	 <ul style="list-style-type: none">• Hidden twin castors Ø 50 mm with synthetic cover cap, braked per 2*	 <ul style="list-style-type: none">• Linea twin castors Ø 125 mm, braked per 2*					
CONTROLS	 <ul style="list-style-type: none">• High/low foot switch*	 <ul style="list-style-type: none">• Operating lever	 <ul style="list-style-type: none">• Dual foot switch for electric backrest adjustment*	 <ul style="list-style-type: none">• Total lock device (ACL)*				
EXTRAS		 <ul style="list-style-type: none">• Paper roll holder (head and/or foot end)	 <ul style="list-style-type: none">• Stainless steel kickplate*	 <ul style="list-style-type: none">• DIN fixation rail (head and/or foot end)	 <ul style="list-style-type: none">• Equipotential bonding*	 <ul style="list-style-type: none">• Handles (not possible with short backrest)	 <ul style="list-style-type: none">• Cutout for the nose**	 <ul style="list-style-type: none">• Comfort patient platform (4 cm CMHR + 2 cm visco-elastic)
			 <ul style="list-style-type: none">• Atmosphere sideguards	 <ul style="list-style-type: none">• Transparent cover (not possible with long backrest)	 <ul style="list-style-type: none">• Battery*			
MEDICAL EQUIPMENT		 <ul style="list-style-type: none">• S tSotoolo w l withit ha iarliirflift	 <ul style="list-style-type: none">• Medical trolley	 <ul style="list-style-type: none">• Double step	 <p>Haelvoet makes sure that its excellent price-quality ratio is not at the expense of the environment. Our company considers durability – in all possible meanings – of paramount importance. All our products have a long lifespan and are delivered with a 10-year guarantee on construction errors.</p> <p>The Eleva examination table is made in accordance with ISO 9001:2015 and ISO 13485:2016 and complies with the European Medical Device Regulation EU 2017/745 and all other applicable European harmonised norms: EN ISO 14971 Application of risk management to medical devices.</p> 			

* Not possible for Eleva examination table fixed height.

** Not possible for Eleva examination table with a Comfort patient platform.



Haelvoet makes sure that its excellent price-quality ratio is not at the expense of the environment. Our company considers durability – in all possible meanings – of paramount importance. All our products have a long lifespan and are delivered with a 10-year guarantee on construction errors.

The Eleva examination table is made in accordance with ISO 9001:2015 and ISO 13485:2016 and complies with the European Medical Device Regulation EU 2017/745 and all other applicable European harmonised norms: EN ISO 14971 Application of risk management to medical devices.

