

SARS-CoV-2/ Influenza A Virus/ Influenza B Virus Nucleic Acid Detection Kit (Fluorescence RT-PCR)

Product Introduction

The SARS-COV-2, influenza A virus and influenza B virus are infectious and harmful, and can cause similar clinical symptoms and complications. This kit adopts fluorescence quantitative RT-PCR method, which can be timely diagnosed in the early stage of virus infection, and can distinguish the virus type. By labeling different fluorescent signals on the designed specific probes, different fluorescence was generated in the reaction system, so that the three viral nucleic acids could be detected by type in the same reaction tube which greatly improves the work efficiency.

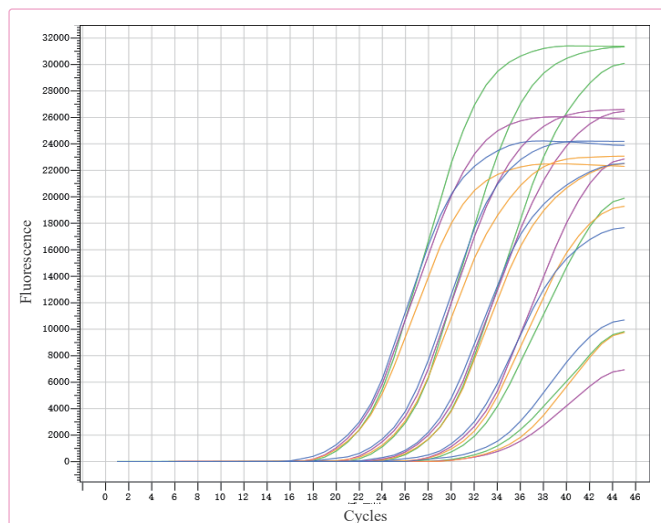
Product Features

- | | | | |
|---|---|---|---|
| 1 | 3 in 1: The SARS-COV-2, influenza A virus and influenza B virus nucleic acid can be tested in one reaction of the kit. | 2 | High sensitivity: Three different batches of reagent were used for testing, and the detection sensitivity could reach 500 copies/mL. |
| 3 | Strong applicability: suitable for human nasopharyngeal swabs. | 4 | Simple operation: one-step method to complete RT-PCR, The whole procedure can be detected within 80min. |
| 5 | High accuracy: ORF1ab and N genes of SARS-COV-2, 5 subtypes of influenza A viruses (A H1N1, A H3N2, A H5N1, A H7N9) and Victoria and Yamagata strains of influenza B viruses can be detected simultaneously. | 6 | Strong specificity: no cross reaction with meningococcus, Haemophilus influenzae, Staphylococcus aureus, Streptococcus pneumoniae, etc. The presence of blood, mucin, and nasal secretions did not affect the detection of the sample. |

Application case

Application Case 1

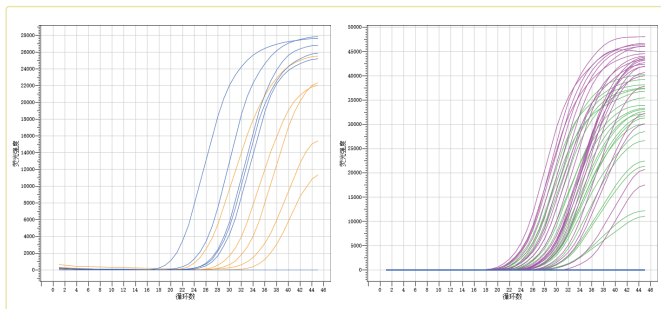
Three pseudovirus containing ORFlab and N genes of SARS-COV-2, influenza A genes, and influenza B genes were premixed and diluted in accordance with a 10-fold gradient. MagaBio plus Virus DNA/RNA Purification Kit III was used for purification.



※ The results showed that SARS-COV-2, influenza A virus and influenza B virus could be detected simultaneously in the same reaction tube, and the amplification correlation coefficient of each detected target gene was high, the linear relationship was good, and there was no obvious interference between each other.

Application Case 2

Using BSC86 extraction reagent to extract influenza A virus, influenza B virus, novel Coronavirus SARS-COV-2 real clinical samples for testing. At the same time, the reagents that have obtained the registration certificate were compared to verify the conformance rate.



※ Compared with the same type of detection kits, the detection conformance rate of the real samples verified by this kit is high.

Order here!

PRAXISDIENST
Medical Supplies since 1953

Application Case 3

After 10-fold gradient dilution of SARS-COV-2, influenza A virus and influenza B virus samples, Bioer BSC86 was used for purification.

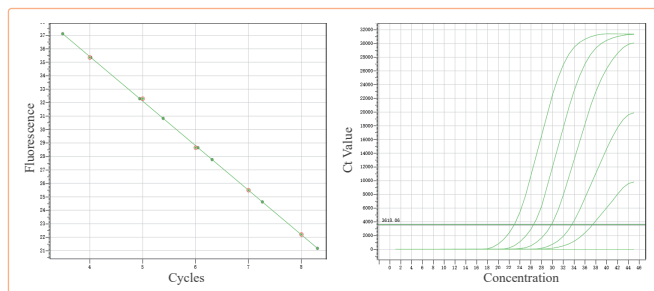


Figure 1 ORFlab gene of SARS-COV-2

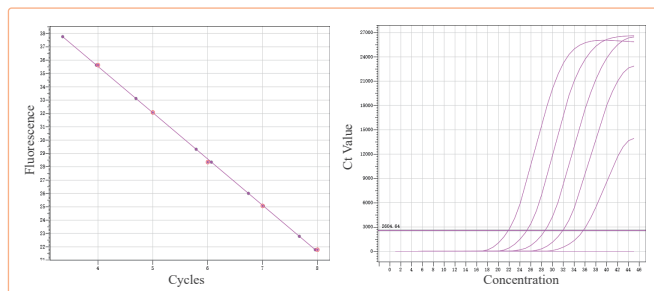


Figure 2 N gene of SARS-COV-2

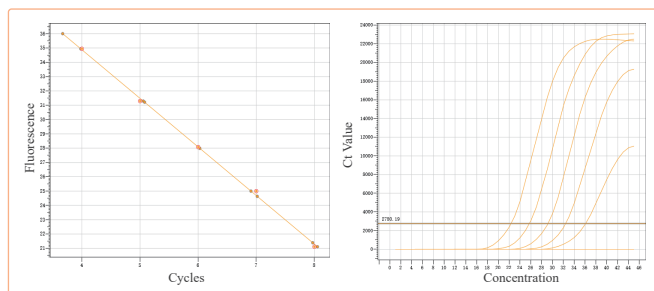


Figure 3 Influenza A virus

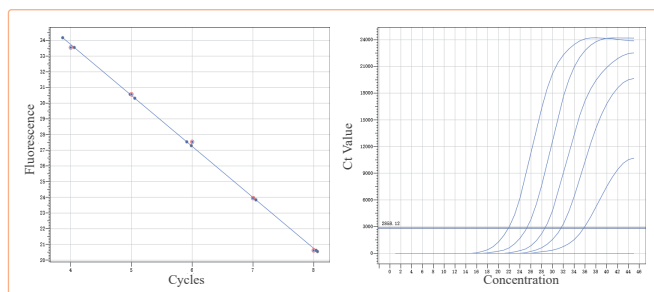


Figure 4 Influenza B virus

※ The results showed that the amplification correlation coefficients were all above 0.995 with a good linear relationship.

Ordering Information

Product Name	Cat#	Package	Notes
SARS-CoV-2/ Influenza A Virus/ Influenza B Virus Nucleic Acid Detection Kit (Fluorescence RT-PCR)	BSJ17S1	24T	The kit should be stored at -25°C ~ -15°C away from light, and avoid repeated freeze-thaw. The kit can be stored for 3 days at 2-8 °C after opening.
	BSJ17M1	48T	



BIOER
TECHNOLOGY

Add: 1192 Bin An Rd., Hi-tech (Binjiang) District, Hangzhou, 310053, P.R.China

Tel: +86-571-87774513

Fax: +86-571-87774553

E-Mail: reagent@bioer.com.cn

Web: www.bioer.com.cn

E-Date: 2022.01

