

HPV (6/11/16/18) Genotyping Real-Time PCR Kit



This kit covers the types of HPV prevented by the quadrivalent vaccine (HPV 6/11/16/18). Specific primer probes were designed after selecting the conserved regions of HPV genome, and different fluorescence groups were labeled on the probes to produce different fluorescence in the reaction system. Four virus subtypes, HPV-6, 11, 16 and 18, can be classified and detected in only one detection, which can provide effective diagnostic basis for doctors and have guiding significance for diagnosis and treatment.

Product Features


Order here!

- 1 There is no cross reaction between HPV-26、31、33、35、39、45、51、52、53、56、58、59、66、68、73、82、40、42、43、44、54、61、67、69、70、71、72、81 and 83 in this kit.
- 2 There was no cross-reaction with the human genome, ureaplasma urealyticum, chlamydia trachycondria, herpes simplex virus TYPE II, human cytomegalovirus, treponema pallidum, Mycoplasma hominis, Neisseria gonorrhoeae, Candida albicans, trichomonas vaginalis, Staphylococcus aureus, hepatitis B virus and hepatitis C virus.
- 3 At the same time, the presence of hemoglobin, white blood cells, cervical mucus, vaginal contraceptives, feminine hygiene products, vaginal antifungal drugs and vaginal lubricants did not affect the testing of the samples.

Specifications

Sample type	Cervical swabs
Sensitivity	500 copies/mL
Precision	CV≤ 5%
Accuracy	No fluorescent interference and no cross-reaction with other pathogens
Detection Ability	Four viral nucleic acids, HPV-6, 11, 16 and 18, can be detected in the same reaction tube
Support Instrument	Fluorescence quantitative PCR instrument
Detection Time	≤1h
Storage Condition	-20 ± 5 °C avoid light

Bioer Technology always cares for women's health



Application Cases

Case 1

National reference HPV-6, 11, 16, and 18 were diluted 0 and 100 times, respectively, and repeated 20 times to calculate their precision.

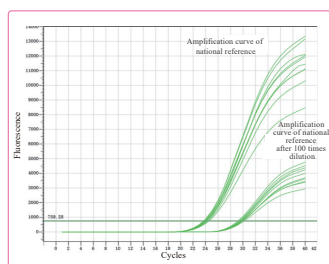


Figure 1. HPV-18 precision

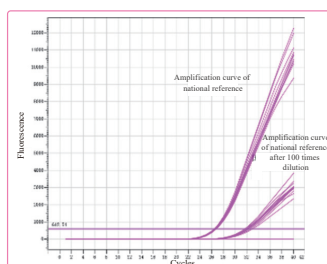


Figure 2. HPV-16 precision

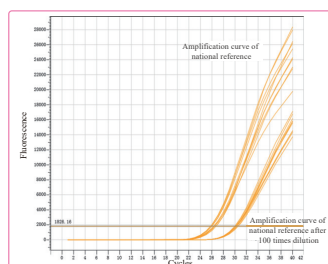


Figure 3. HPV-6 precision

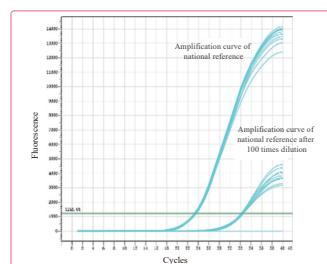
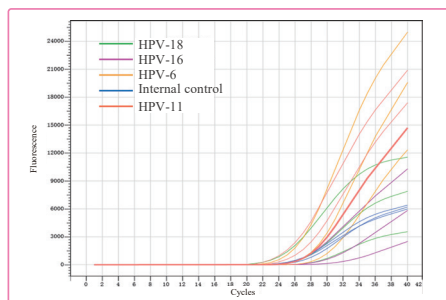


Figure 4. HPV-11 precision

Result: The results showed that the CV of the above four types was $\leq 5\%$, indicating that the kit had excellent performance and high precision.

Case 2

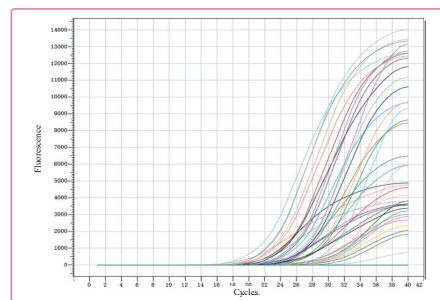
National references for HPV-6, 11, 16, and 18 were mixed, diluted at a 10-fold gradient, extracted with Bioer MagaBio plus Virus DNA/RNA Purification Kit II and tested with this kit.



Result: The results showed that HPV-6, 11, 16 and 18 types could be detected simultaneously in the same reaction tube, and the amplification correlation coefficient of each detected target gene was high, the linear relationship was good, and there was no obvious interference between each other.

Case 3

Bioer MagaBio plus Virus DNA/RNA Purification Kit II was used to extract HPV clinical samples for testing, and its detection performance was verified by comparing with competing reagent products.



Result: The results showed that compared with the competing reagent products, the clinical samples tested by this kit had a higher coincidence rate ($\kappa > 0.8$).

Ordering Information

Product Name	Cat.No	Package	Note
HPV (6/11/16/18) Genotyping Real-Time PCR Kit	BSJ24M1	48T	Storage: $-20 \pm 5^\circ\text{C}$ (avoid light)